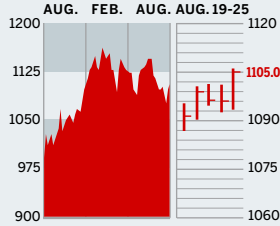


Personal Business Figures of the Week

STOCKS

S&P 500



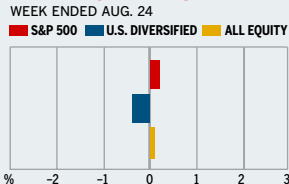
COMMENTARY

The market broke out of its recent gridlock this week, with stocks advancing across the board. The tech-heavy NASDAQ led the way, rising 1.6%, as investors cautiously nibbled at such beaten-down stocks as Intel and Microsoft. Meanwhile, the Dow lifted 1.0% on the wings of plane-maker Boeing, where bookings for new jets surged. The caveat? Volume remains light.

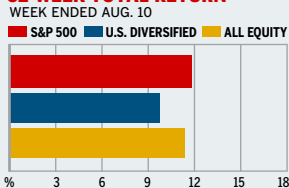
Data: Bloomberg Financial Markets, Reuters

MUTUAL FUNDS

4-WEEK TOTAL RETURN



52-WEEK TOTAL RETURN



Data: Standard & Poor's

U.S. MARKETS

	AUG. 25	WEEK	% CHANGE YEAR TO DATE	LAST 12 MONTHS
S&P 500	1105.0	0.9	-0.6	11.2
Dow Jones Industrials	10,181.7	1.0	-2.6	9.3
NASDAQ Composite	1860.7	1.6	-7.1	5.5
S&P MidCap 400	575.9	1.2	0.0	13.9
S&P SmallCap 600	278.3	1.2	2.9	16.8
DJ Wilshire 5000	10,736.5	1.0	-0.6	12.0

SECTORS

	AUG. 25	WEEK	% CHANGE YEAR TO DATE	LAST 12 MONTHS
BusinessWeek 50*	630.5	0.9	1.3	10.3
BW Info Tech 100**	324.3	2.0	-7.5	4.7
S&P/BARRA Growth	540.1	0.8	-2.8	7.2
S&P/BARRA Value	560.8	1.0	1.6	15.3
S&P Energy	249.3	0.4	11.2	27.0
S&P Financials	386.2	1.3	1.7	14.6
S&P REIT	126.0	1.9	8.8	22.7
S&P Transportation	201.5	1.9	-0.2	13.5
S&P Utilities	125.2	-0.2	5.8	18.8
GSTI Internet	140.6	3.5	-2.8	6.6
PSE Technology	662.3	1.7	-5.0	7.4

*Mar. 19, 1999=1000 **Feb. 7, 2000=1000

GLOBAL MARKETS

	AUG. 25	WEEK	% CHANGE YEAR TO DATE	LAST 12 MONTHS
S&P Euro Plus (U.S. Dollar)	1123.1	-0.5	-4.7	17.9
London (FT-SE 100)	4411.6	1.3	-1.5	4.4
Paris (CAC 40)	3595.3	1.5	1.1	9.2
Frankfurt (DAX)	3788.9	1.7	-4.4	8.3
Tokyo (NIKKEI 225)	11,130.0	3.3	4.2	7.7
Hong Kong (Hang Seng)	12,793.0	4.6	1.7	19.0
Toronto (S&P/TSX Composite)	8371.4	1.8	1.8	12.5
Mexico City (IPC)	10,237.9	1.6	16.4	37.7

FUNDAMENTALS

	AUG. 24	WEEK AGO	YEAR AGO
S&P 500 Dividend Yield	1.73%	1.73%	1.66%
S&P 500 P/E Ratio (Trailing 12 mos.)	19.4	19.2	28.0
S&P 500 P/E Ratio (Next 12 mos.)*	16.0	15.8	17.0
First Call Earnings Revision*	0.06%	0.08%	-0.20%

*First Call Corp.

TECHNICAL INDICATORS

	AUG. 24	WEEK AGO	READING
S&P 500 200-day average	1110.4	1109.3	Negative
Stocks above 200-day average	50.0%	45.0%	Neutral
Options: Put/call ratio	0.82	0.82	Positive
Insiders: Vickers NYSE Sell/buy ratio	2.92	2.96	Negative

BEST-PERFORMING GROUPS

	LAST MONTH %		LAST 12 MONTHS %
Internet Retail	14.2	Internet Software	83.2
Gold Mining	12.9	Steel	68.8
Homebuilding	12.5	Oil & Gas Refining	60.9
Photographic Products	11.8	Wireless Services	58.3
Divisd. Metals & Mining	9.0	Internet Retail	53.6

WORST-PERFORMING GROUPS

	LAST MONTH %		LAST 12 MONTHS %
Food Wholesalers	-8.9	Semiconductor Equip.	-26.6
Health-Care Distribrtrs.	-7.7	Airlines	-17.7
Health-Care Services	-7.5	Health-Care Distribrtrs.	-16.1
Health-Care Facilities	-7.2	Semiconductors	-14.7
Divisd. Commercial Svcs.	-6.7	IT Consulting	-14.4

EQUITY FUND CATEGORIES

4-WEEK TOTAL RETURN	%	52-WEEK TOTAL RETURN	%
LEADERS			
Real Estate	7.5	Latin America	35.0
Precious Metals	7.1	Real Estate	29.5
Latin America	5.0	Natural Resources	28.8
Utilities	2.8	Europe	24.4
LAGGARDS			
Technology	-2.2	Technology	-3.2
Small-cap Growth	-1.6	Small-cap Growth	4.6
Natural Resources	-1.6	Mid-cap Growth	4.8
Mid-cap Growth	-1.2	Large-cap Growth	4.8

EQUITY FUNDS

4-WEEK TOTAL RETURN	%	52-WEEK TOTAL RETURN	%
LEADERS			
ProFds. Pr. Mtls. Ustr. Inv.	13.7	American Heritage	66.7
ProFds. RI. Est. Ustr. Inv.	12.7	ProFds. Wrless. Ultsr. Inv.	63.1
PIMCO Real Est. Instl.	12.1	iShares MSCI Austria Idx.	59.3
iShares MSCI Brazil Index	10.4	Bruce	55.7
LAGGARDS			
Wasatch Ultra Growth	-9.1	Ameritor Investment	-32.4
ProFds. Smicdr. Ultsr. Inv.	-8.5	ProFds. Smicdr. Ultsr. Inv.	-31.9
Apex Mid Cap Growth	-7.6	Grand Prix A	-28.0
Perkins Opportunity	-7.4	Thurlow Growth	-24.0

INTEREST RATES

KEY RATES

	AUG. 25	WEEK AGO	YEAR AGO
Money Market Funds	0.99%	0.96%	0.61%
90-Day Treasury Bills	1.54	1.47	0.99
2-Year Treasury Notes	2.44	2.42	1.97
10-Year Treasury Notes	4.26	4.24	4.53
30-Year Treasury Bonds	5.04	5.04	5.31
30-Year Fixed Mortgage †	5.80	5.79	6.45

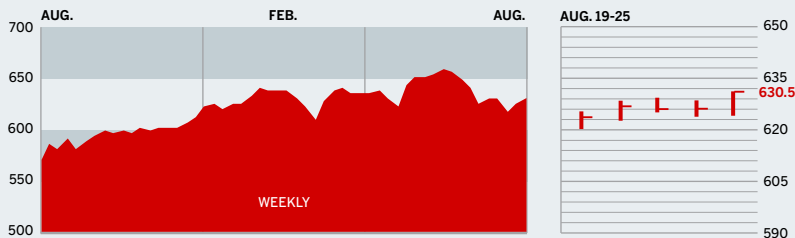
†BanxQuote, Inc.

BLOOMBERG MUNI YIELD EQUIVALENTS

Taxable equivalent yields on AAA-rated, tax-exempt municipal bonds, assuming a 30% federal tax rate.

	10-YR. BOND	30-YR. BOND
General Obligations	3.62%	4.63%
Taxable Equivalent	5.17	6.61
Insured Revenue Bonds	3.82	4.89
Taxable Equivalent	5.46	6.99

THE BUSINESSWEEK FIFTY



The BW50 lagged the broader market, rising 0.9% for the week. Leading the charge were such tech mainstays as eBay and Qualcomm, which climbed 7.2% and 6.4%, respectively. Homebuilders KB Home, up 0.2%, and Pulte Homes, off 0.6%, held their own in an environment of rising rates. WellPoint Health, which is being acquired, declined on arbitrage-driven trades.

COMPANY PERFORMANCE

RANK	COMPANY	% CHANGE	
		WEEK	SINCE 3/1/04
1	Progressive	3.5	-3.4
2	Cendant	-0.3	-4.4
3	WellPoint Health Networks	-2.8	-10.4
4	UnitedHealth Group	0.2	5.1
5	Forest Laboratories	-0.5	-37.9
6	ACE	-0.1	-12.7
7	Best Buy	2.9	-7.6
8	ConocoPhillips	-1.5	4.6
9	Lowe's	-1.1	-10.5
10	Electronic Arts	5.1	10.3
11	Pulte Homes	-0.6	12.2
12	Centex	0.4	-13.3
13	eBay	7.2	24.7
14	ChevronTexaco	-0.4	6.2
15	Symantec	4.6	19.3
16	Dell	0.7	8.2
17	Qualcomm	6.4	21.5
18	International Game Technology	-3.5	-26.5
19	MBNA	0.7	-13.0
20	Marathon Oil	0.9	-0.7
21	St. Jude Medical	-1.1	-7.4
22	Home Depot	1.6	0.8
23	Exxon Mobil	0.8	7.2
24	Johnson & Johnson	1.1	7.0
25	Starbucks	3.5	23.1

RANK	COMPANY	% CHANGE	
		WEEK	SINCE 3/1/04
26	Procter & Gamble	0.2	7.9
27	Yahoo	3.1	32.5
28	Apache	0.0	5.5
29	Sears, Roebuck	2.1	-16.6
30	Stryker	1.3	5.8
31	Sysco	0.1	-19.9
32	Dollar General	3.6	-10.6
33	Bed Bath & Beyond	2.9	-9.6
34	Quest Diagnostics	-2.5	-0.4
35	Nike	2.8	2.5
36	Devon Energy	-1.1	13.5
37	Intel	-1.2	-24.8
38	Johnson Controls	1.6	-5.2
39	Staples	0.0	12.3
40	American International Group	1.6	-3.9
41	Ambac Financial Group	4.4	-3.9
42	Express Scripts	-1.8	-14.4
43	Harley-Davidson	2.8	15.8
44	PepsiCo	-2.5	-5.6
45	Burlington Resources	-1.5	21.6
46	Carnival	1.2	1.8
47	3M	1.5	4.1
48	Apollo Group	1.9	-3.8
49	KB Home	0.2	-5.7
50	Humana	-0.7	-13.4

Data: Reuters

The Companies

This index gives the starting page for a story or feature with a significant reference to a company. Most subsidiaries are indexed under their own names. Companies listed only in tables are not included.

A

Accenture (ACN) **71**
 Acer **54**
 ADC Telecom **34**
 Adobe (ADBE) **108**
 Airlineforecasts **52**
 All Nippon (ALNPN) **56**
 American (AMR) **106, 112**
 Angiotech (ANPI) **112**
 Applied Micro Circuits (AMCC) **75**
 Arizona Public Service **94**
 AT&T (T) **88**
 AutoNation (AN) **111**

B

Banc of America Securities (BAC) **112**
 Barthélemy **64**
 B/E Aerospace (BEAV) **112**
 Bethlehem Steel **52**
 BMO Nesbitt Burns **112**
 Boeing (BA) **56, 100**
 Boston Scientific (BSX) **112**
 Broadcom (BRCM) **75**

C

Canary Capital **78**
 CarMax (KMX) **111**
 Cathay Pacific Airways **56**
 Candant (CD) **75**
 Charles Schwab (SCH) **78**
 CIBC (BCM) **78**
 Cisco (CSCO) **76, 108**
 Citigroup (C) **108**
 Consecro (CNO) **82**
 Continental (CAL) **106**
 Costco (COST) **108**
 CreditSights **52**
 Credit Suisse (CSR) **112**
 Criterion Research **112**
 CSC **71**
 CSX (CSX) **44**
 Current Analysis **54**

D

Daewoo Securities **62**
 DaimlerChrysler (DCX) **31, 42, 68**
 Dell (DELL) **54**
 Delta (DAL) **52, 112**
 Dorchester Publishing **16**
 Dresdner Bank **86**

E

Eastman Kodak (EK) **56**
 EDS (EDS) **71**

Electronic Arts (ERTS) **88**
 eMachines **54**
 EMI **90**
 Energy Conversion Devices (ENER) **94**
 Ericsson (ERICY) **66**
 Eureka Aerospace **99**

F

Fidelity **78, 108**
 First Albany Capital **54**
 FirstEnergy (FE) **75**
 Ford (F) **42, 62**
 Friendster **90**

G

Gateway (GTW) **54**
 GE (GE) **94**
 GM (GM) **52, 56**
 Goldman (GS) **78, 86**
 Greenhill (GHL) **86**

H

H&R Block (HRB) **56**
 Hanover Compressor (HC) **75**
 HealthSouth (HLSH) **75**
 Hewlett-Packard (HPQ) **26, 54**
 Honda (HMC) **62**
 Honeywell (HON) **75**
 HydroFlo **99**
 Hyundai **62**

I, J

IAC/InterActiveCorp (IACI) **11**
 IBM (IBM) **71, 64, 94**
 IDEAL Technology **99**
 ING U.S. Financial (ING) **78**
 Intel (INTC) **88, 108**
 J&J (JNJ) **76, 108**
 Janus Capital (JNS) **78**
 J.D. Power **62**
 Jensen Fund (JENSX) **108**
 JetBlue (JBLU) **106**
 Juno Online Services **16**
 Jupiter (JUPM) **88**

K, L

Kia **62**
 KKR **86**
 Klaskin Kushner **52**
 Konarka Technologies **94**
 Lazard **86**
 Legg Mason **108**
 Lehman (LEH) **86**

Lexmark (LXK) **108**
 Litman/Gregory **108**
 LiveJournal **90**
 Lockheed Martin (LMT) **100**

M

Malaysia Airlines **56**
 Manpower (MAN) **112**
 Marsh (NMC) **64**
 Marsico Focus (MFOCX) **108**
 MCI (MCIP) **88**
 McKinsey **11**
 Merrill (MER) **64, 108**
 Microsoft (MSFT) **18, 66, 108**
 Monster Worldwide (MNST) **112**
 MontaVista Software **66**
 Morgan Stanley (MWD) **68**
 Morningstar **78, 108, 111**
 Motorola (MOT) **66**
 Muriel Siebert **110**

N, O

Nanosolar **94**
 Nanosys **94**
 National Semiconductor (NSM) **56**
 NCSoft **88**
 NEC (NIPNY) **66**
 Nextel (NXTL) **16**
 Nokia (NOK) **66**
 Northwest (NWAC) **52, 106**
 NTT DoCoMo (DCM) **66**
 Onyx Environmental **64**
 Openwave Systems **66**

P

palmOne (PLMO) **26**
 PBHG Clipper Focus **108**
 Pearson (PSO) **86**
 Pfizer (PFE) **108**
 Philip Morris USA (MO) **14**
 Point Topic **88**
 Pottery Barn **56**
 Prudential Brokerage **78**
 PricewaterhouseCoopers **76**
 Procter & Gamble (PG) **78**
 PSA Peugeot Citroën (PEUGY) **62**
 Putnam **108**
 PV Energy Systems **94**

R

Raymond James **34**
 Renault **62**
 Robert Mondavi (MOND) **56**
 Robert W. Baird **112**
 Royal Dutch/Shell (RD) **56**

S

Saddle Creek **90**
 Samsung **66**
 Scojo Vision **42**
 Sharp (SHCAY) **94**
 Shell Solar (RD) **94**
 Siemens (SI) **64, 68, 94**
 Singapore Airlines **56**
 Solaicx **94**
 Sony (SNE) **66, 90**
 Sprint PCS (PCS) **16**
 Starwood Hotels (HOT) **78**
 Stern **110**
 Stirling Energy **94**
 Strategy Analytics **66**
 SunPower **94**
 SuperEgo Records **90**
 Symbian **66**

T

Tata Consultancy **71**
 Teal Group **100**
 Team Love **90**
 Thomson First Call **112**
 T-Mobile (DT) **26**
 Toyota (TM) **62**
 Toys 'R' Us (TOY) **56**

U, V

UAL (UALAQ) **52, 106, 112**
 Union Square Hospitality **104**
 US Airways (UAIR) **52, 112**
 Vanguard **78, 108, 111**
 Verizon (VZ) **16, 26, 88**
 Virgin UK **90**
 Volkswagen **31, 62**

W, X, Y, Z

Wal-Mart (WMT) **31, 56, 90**
 Williams-Sonoma (WSM) **56**
 Yahoo! (YHOO) **88**
 Zelos Group **66**

BusinessWeek (ISSN 0007-7135) Issue number 3898, published weekly, except for one week in January and one in August, by The McGraw-Hill Companies, Inc. Executive, Editorial, Circulation, and Advertising Offices: 1221 Avenue of the Americas, New York, N.Y. 10020. Periodicals postage paid at New York, N.Y., and at additional mailing offices. Canada Post Publication Mail Agreement Number 40012501. Return undeliverable Canadian addresses to: DPGM Ltd., 4960-2 Walker Road, Windsor, ON N9A 6J3. Email: bwcustomerservice@neodata.com
Postmaster: Send address changes to BusinessWeek, P.O. Box 53235, Boulder, CO. 80322-3235.